

EMC Measurement and Test Report

For

Shenzhen Honcell Energy Co., Ltd.

**612b, Bldg. A, Weidonglong Industrial Zone, Meilong Ave. 194#, Longhua
New District, Shenzhen, 518109, China.**

Test Standards:	<u>EN 61000-6-1:2007</u> <u>EN 61000-6-3:2007+A1:2011+AC:2012</u>
Product Description:	<u>Lithium-ion polymer battery</u>
Tested Model:	<u>HCP902248NFC</u>
Report No.:	<u>STRD1607158E</u>
Tested Date:	<u>2016-09-02 to 2016-09-06</u>
Issued Date:	<u>2016-09-06</u>
Tested By:	<u>Allen Huang / Engineer</u> <i>Allen Huang</i>
Reviewed By:	<u>Silin Chen / EMC Manager</u> <i>Silin Chen</i>
Approved & Authorized By:	<u>Jandy So / PSQ Manager</u> <i>Jandy So</i>
Prepared By:	

Shenzhen SEM.Test Technology Co., Ltd.
1/F, Building A, Hongwei Industrial Park, Liuxian 2nd Road,
Bao'an District, Shenzhen, P.R.C. (518101)
Tel.: +86-755-33663308 Fax.: +86-755-33663309 Website: www.semtest.com.cn

Note: This test report is limited to the above client company and the product model only. It may not be duplicated without prior permitted by Shenzhen SEM.Test Technology Co., Ltd.

TABLE OF CONTENTS

1. GENERAL INFORMATION	3
1.1 PRODUCT DESCRIPTION FOR EQUIPMENT UNDER TEST (EUT)	3
1.2 TEST STANDARDS	4
1.3 TEST METHODOLOGY	4
1.4 TEST FACILITY	4
1.5 EUT SETUP AND OPERATION MODE	5
1.6 PERFORMANCE CRITERIA FOR EMS	5
1.7 TEST EQUIPMENT LIST AND DETAILS	6
2. SUMMARY OF TEST RESULTS	7
3. RADIATED EMISSION	8
3.1 MEASUREMENT UNCERTAINTY	8
3.2 TEST PROCEDURE	8
3.3 CORRECTED AMPLITUDE & MARGIN CALCULATION	9
3.4 ENVIRONMENTAL CONDITIONS	9
3.5 SUMMARY OF TEST RESULTS/PLOTS	9
4. ELECTROSTATIC DISCHARGES (ESD)	12
4.1 TEST PROCEDURE	12
4.2 ELECTROSTATIC DISCHARGE IMMUNITY TEST DATA	12
5. CONTINUOUS RADIATED DISTURBANCES (R/S)	14
5.1 TEST PROCEDURE	14
5.2 CONTINUOUS RADIATED DISTURBANCES TEST DATA	14
EXHIBIT 1 - PRODUCT LABELING	15
PROPOSED CE LABEL FORMAT	15
PROPOSED LABEL LOCATION ON EUT	15
EXHIBIT 2 - EUT PHOTOGRAPHS	16
EXHIBIT 3 - TEST SETUP PHOTOGRAPHS	17

1. GENERAL INFORMATION

1.1 Product Description for Equipment Under Test (EUT)

Client Information

Applicant: Shenzhen Honcell Energy Co., Ltd.
Address of applicant: 612b, Bldg. A, Weidonglong Industrial Zone, Meilong Ave. 194#, Longhua New District, Shenzhen, 518109, China.

Manufacturer: Shenzhen Honcell Energy Co., Ltd.
Address of manufacturer: 612b, Bldg. A, Weidonglong Industrial Zone, Meilong Ave. 194#, Longhua New District, Shenzhen, 518109, China.

General Description of EUT	
Product Name:	Lithium-ion polymer battery
Trade Name:	HC
Model No.:	HCP902248NFC
Adding Model(s):	/
<i>Note: The test data is gathered from a production sample, provided by the manufacturer.</i>	

Technical Characteristics of EUT	
Rated Voltage:	DC 3.7V
Rated Current:	900mA
Rated Power:	3.33Wh
Power Adaptor Model:	/
Highest Internal Frequency:	Below 108MHz

1.2 Test Standards

The following report is prepared on behalf of the Shenzhen Honcell Energy Co., Ltd. in accordance with EN 61000-6-3, Electromagnetic compatibility (EMC) -- Part 6-3: Generic standards - Emission standard for residential, commercial and light-industrial environments and EN 61000-6-1, Electromagnetic compatibility (EMC) -- Part 6-1: Generic standards - Immunity for residential, commercial and light-industrial environments.

The objective of the manufacturer is to demonstrate compliance with the standards EN61000-6-3 and EN61000-6-1 for residential, commercial and light-industrial environments.

Maintenance of compliance is the responsibility of the manufacturer. Any modification of the product maybe which result in lowering the emission/immunity should be checked to ensure compliance has been maintained.

1.3 Test Methodology

All measurements contained in this report were conducted with the standards EN61000-6-3, EN61000-3-2, EN61000-3-3, and EN61000-6-1 for residential, commercial and light-industrial environments, and all related testing and measurement techniques intentional standards.

1.4 Test Facility

FCC – Registration No.: 934118

Shenzhen SEM.Test Technology Co., Ltd. EMC Laboratory has been registered and fully described in a report filed with the (FCC) Federal Communications Commission. The acceptance letter from the FCC is maintained in our files and the Registration is 934118.

Industry Canada (IC) Registration No.: 11464A

The 3m Semi-anechoic chamber of Shenzhen SEM.Test Technology Co., Ltd. has been registered by Certification and Engineering Bureau of Industry Canada for radio equipment testing with Registration No.: 11464A.

CNAS Registration No.: L4062

Shenzhen SEM.Test Technology Co., Ltd. is a testing organization accredited by China National Accreditation Service for Conformity Assessment (CNAS) according to ISO/IEC 17025. The accreditation certificate number is L4062. All measurement facilities used to collect the measurement data are located at 1/F, Building A, Hongwei Industrial Park, Liuxian 2nd Road, Bao'an District, Shenzhen, P.R.C (518101).

1.5 EUT Setup and Operation Mode

The equipment under test (EUT) was configured to measure its highest possible emission/immunity level. The test modes were adapted according to the operation manual for use, more detailed description as follows:

Test Mode List:

Test Mode	Description	Remark
TM1	Discharging	/

EUT Cable List and Details

Cable Description	Length (M)	Shielded/Unshielded	With Core/Without Core
/	/	/	/

Auxiliary Equipment List and Details

Description	Manufacturer	Model	Serial Number
/	/	/	/

Special Cable List and Details

Cable Description	Length (M)	Shielded/Unshielded	With Core/Without Core
/	/	/	/

1.6 Performance Criteria for EMS

All the test data has been collected, reduced, and analyzed within this report in accordance with Immunity requires the following as specific performance criteria:

- A. The apparatus shall continue to operate as intended during and after the test. The manufacturer specifies some minimum performance level. The performance level may be specified by the manufacturer as a permissible loss of performance.
- B. The apparatus shall continue to operate as intended after the test. This indicates that the EUT does not need to function at normal performance levels during the test, but must recover. Again some minimal performance is defined by the manufacture. No change in operating state or loss or data is permitted.
- C. Temporary loss of function is allowed. Operation of the EUT may stop as long as it is either automatically reset or can be manually restored by operation of the controls.

1.7 Test Equipment List and Details

No.	Description	Manufacturer	Model	Serial No.	Cal Date	Due. Date
SEMT-1031	Spectrum Analyzer	Rohde & Schwarz	FSP	836079/035	2016-06-04	2017-06-03
SEMT-1007	EMI Test Receiver	Rohde & Schwarz	ESVB	825471/005	2016-06-04	2017-06-03
SEMT-1008	Amplifier	Agilent	8447F	3113A06717	2016-06-04	2017-06-03
SEMT-1043	Amplifier	C&D	PAP-1G18	2002	2016-06-04	2017-06-03
SEMT-1011	Trilog Broadband Antenna	Schwarz beck	VULB9163	9163-333	2016-06-04	2017-06-03
SEMT-1068	Trilog Broadband Antenna	Schwarz beck	VULB9163(B)	9163-333	2016-06-04	2017-06-03
SEMT-1042	Horn Antenna	ETS	3117	00086197	2016-06-04	2017-06-03
SEMT-1069	Loop Antenna	Schwarz beck	FMZB 1516	9773	2016-06-04	2017-06-03
SEMT-1001	EMI Test Receiver	Rohde & Schwarz	ESPI	101611	2016-06-04	2017-06-03
SEMT-1066	EMI Test Receiver	Rohde & Schwarz	ESPI	101391	2016-06-04	2017-06-03
SEMT-1002	Pulse Limiter	Rohde & Schwarz	ESH3-Z2	100911	2016-06-04	2017-06-03
SEMT-1003	AC LISN	Schwarz beck	NSLK8126	8126-224	2016-06-04	2017-06-03
SEMT-1060	DC LISN	Schwarz beck	NNBM8126D	279	2016-06-04	2017-06-03
SEMT-1061	DC LISN	Schwarz beck	NNBM8126D	280	2016-06-04	2017-06-03
SEMT-1085	8-WIRE LISN	Schwarz beck	8158	CAT3-8158-0059	2016-06-04	2017-06-03
SEMT-1086	8-WIRE LISN	Schwarz beck	8158	CAT5-8158-0117	2016-06-04	2017-06-03
SEMT-1005	Clamp	Schwarz beck	MDS21	3809	2016-06-04	2017-06-03
SEMT-1014	Loop Antenna	EVERFINE	LLA-2	711001	2016-06-04	2017-06-03
SEMT-1071	VDH Test Head	AFJ	VDH 30	SC022Z	2016-06-04	2017-06-03
SEMT-1056	Digital Power Analyzer	California Instrument	CTS	72831	2016-06-04	2017-06-03
SEMT-1057	Power Source	California Instrument	5001IX-CTS-400	25965	2016-06-04	2017-06-03
SEMT-1027	ESD Generator	TESQ AG	NSG 437	161	2016-06-04	2017-06-03
SEMT-1055	Signal Generator	HP	8648A	3642U01277	2016-06-04	2017-06-03
SEMT-1008	Amplifier	Agilent	8447F	3113A06717	2016-06-04	2017-06-03
SEMT-1067	Amplifier	Agilent	8447D	2944A10179	2016-06-04	2017-06-03
SEMT-1024	Transient 2000	EMC PARTNER	TRA2000	863	2016-06-04	2017-06-03
SEMT-1045	CS Immunity Tester	EMTEST	CWS500	0900-03	2016-06-04	2017-06-03

2. SUMMARY OF TEST RESULTS

Standards	Description of Test Item	Result
EN61000-6-3	Conducted Emission	N/A
	Radiated Emission	Compliant
	EN61000-3-2 Harmonic Current Emission	N/A
	EN61000-3-3 Voltage Fluctuation And Flicker	N/A
EN61000-6-1	Electrostatic Discharge Immunity in accordance with IEC 61000-4-2	Compliant
	Radiated RF-Electromagnetic Field Immunity in accordance with IEC 61000-4-3	Compliant
	Electrical Fast Transient/Burst Immunity in accordance with IEC 61000-4-4	N/A
	Surge Immunity in accordance with IEC 61000-4-5	N/A
	Conducted disturbances Immunity in accordance with IEC 61000-4-6	N/A
	Power-frequency magnetic field Immunity in accordance with IEC 61000-4-8	N/A
	Voltage Dips/Interruptions Immunity in accordance with IEC 61000-4-11	N/A

N/A: not applicable

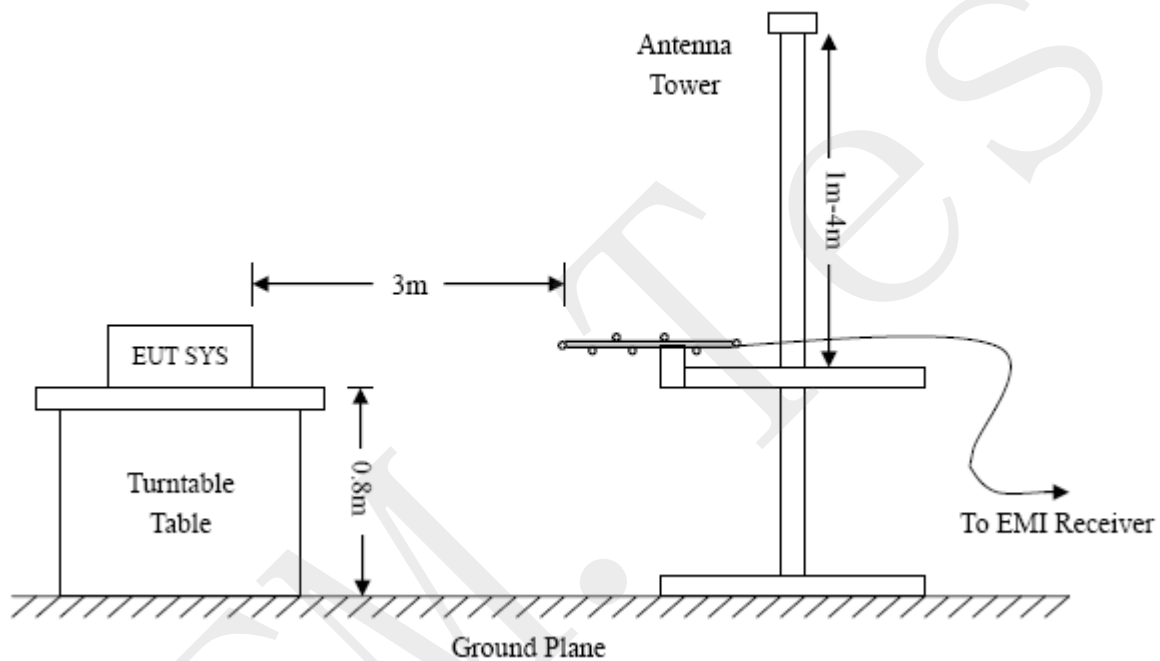
3. RADIATED EMISSION

3.1 Measurement Uncertainty

Base on NIS 81, The Treatment of Uncertainty in EMC Measurements, the best estimate of the uncertainty of any radiation emissions measurement is ± 5.10 dB.

3.2 Test Procedure

Test is conducting under the description of EN61000-6-3 or CISPR22, Radio disturbance characteristics - Limits and methods of measurement.



3.3 Corrected Amplitude & Margin Calculation

The Corrected Amplitude is calculated by adding the Antenna Factor and the Cable Factor, and subtracting the Amplifier Gain from the Amplitude reading. The basic equation is as follows:

$$\text{Corr. Ampl.} = \text{Indicated Reading} + \text{Antenna Factor} + \text{Cable Factor} - \text{Amplifier Gain}$$

The “**Margin**” column of the following data tables indicates the degree of compliance with the applicable limit. For example, a margin of -6dB μ V means the emission is 6dB μ V below the maximum limit. The equation for margin calculation is as follows:

$$\text{Margin} = \text{Corr. Ampl.} - \text{EN61000-6-3 Limit}$$

3.4 Environmental Conditions

Temperature:	23° C
Relative Humidity:	53%
ATM Pressure:	1011 mbar

3.5 Summary of Test Results/Plots

According to the data in section 3.5, the EUT complied with the EN61000-6-3 standards, and had the worst margin is:

-21.22 dB at 49.5328 MHz in the Vertical polarization, 30 MHz to 1 GHz, 3Meters

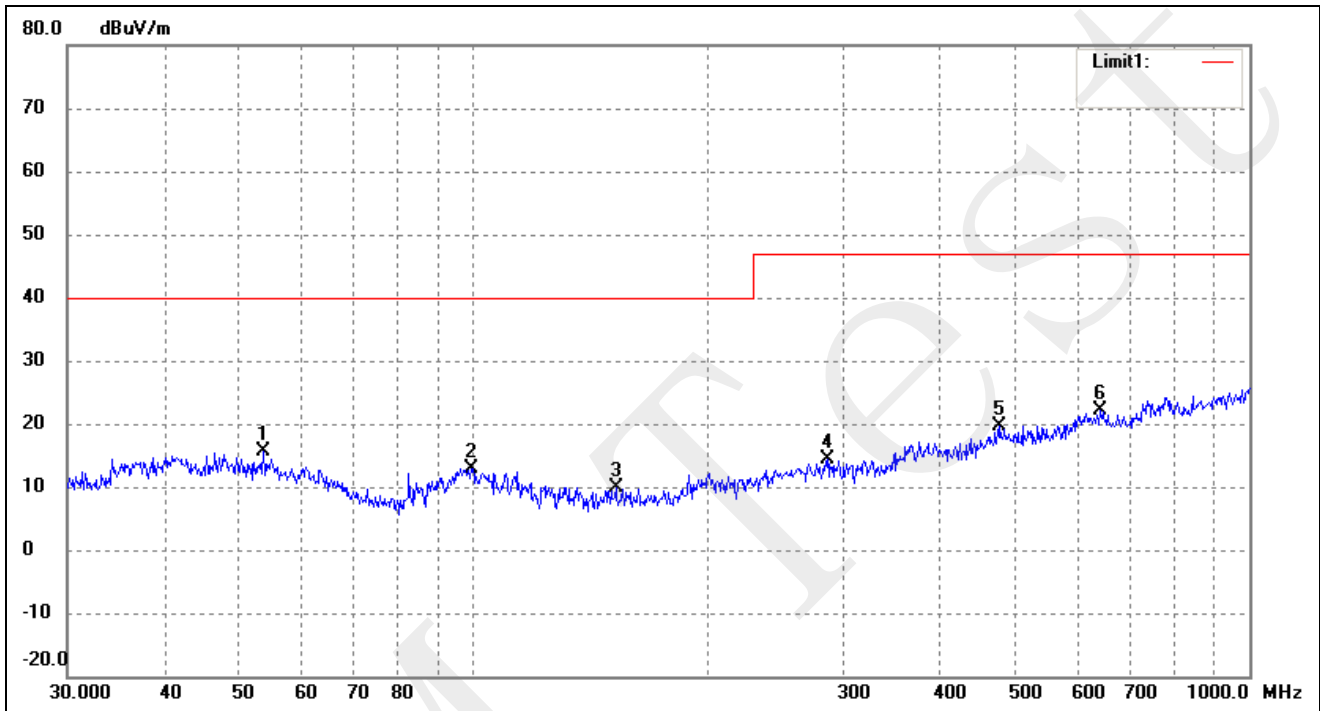
Plot of Radiated Emissions Test Data

 EUT: *Lithium-ion polymer battery*

 Tested Model: *HCP902248NFC*

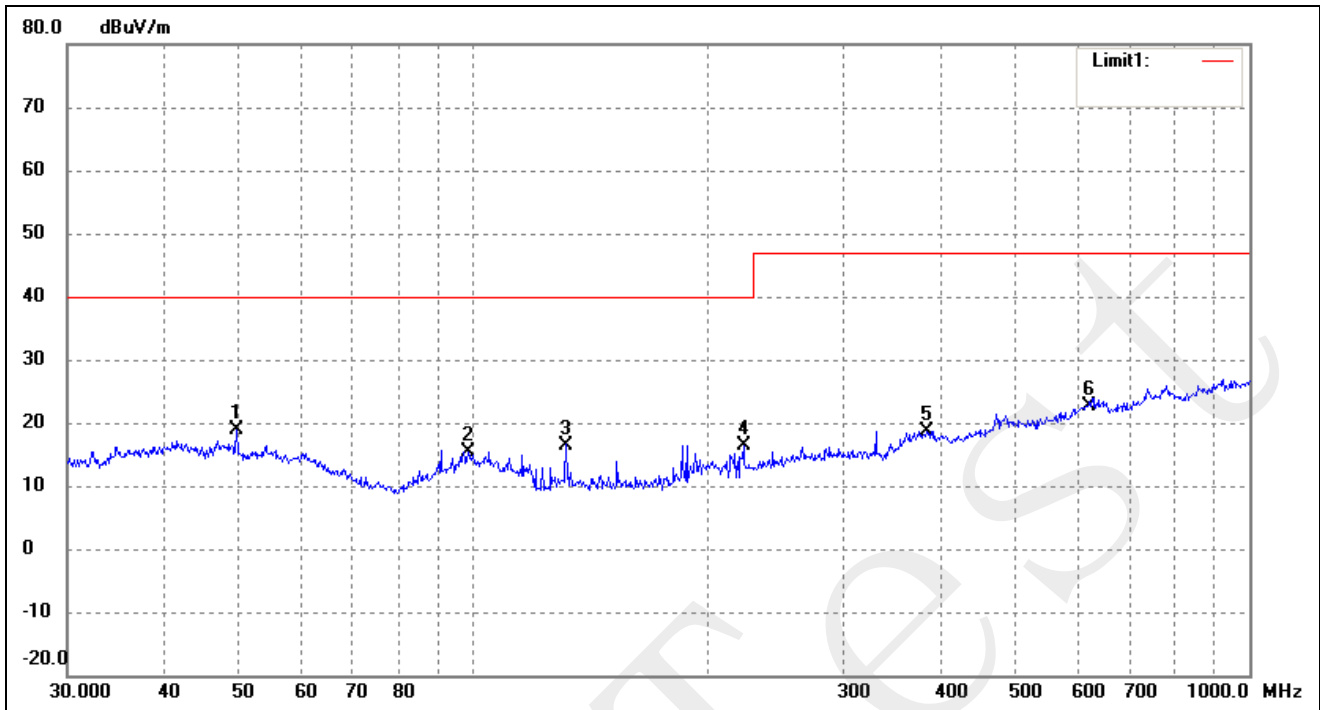
 Operating Condition: *TM1*

 Comment: *DC 3.7V*

 Test Specification: *Horizontal*


No.	Frequency (MHz)	Reading (dBuV/m)	Correct dB/m	Result (dBuV/m)	Limit (dBuV/m)	Margin (dB)	Degree ()	Height (cm)	Remark
1	53.6932	22.06	-6.42	15.64	40.00	-24.36	0	100	peak
2	99.5281	19.99	-7.10	12.89	40.00	-27.11	0	100	peak
3	152.6641	20.84	-11.02	9.82	40.00	-30.18	0	100	peak
4	285.9778	20.75	-6.48	14.27	47.00	-32.73	0	100	peak
5	477.1694	20.85	-1.25	19.60	47.00	-27.40	0	100	peak
6	642.8613	20.90	1.33	22.23	47.00	-24.77	0	100	peak

Test Specification: Vertical



No.	Frequency (MHz)	Reading (dBuV/m)	Correct dB/m	Result (dBuV/m)	Limit (dBuV/m)	Margin (dB)	Degree ()	Height (cm)	Remark
1	49.5328	28.75	-9.97	18.78	40.00	-21.22	0	100	peak
2	98.4866	25.99	-10.52	15.47	40.00	-24.53	0	100	peak
3	131.7577	27.93	-11.43	16.50	40.00	-23.50	0	100	peak
4	222.9502	23.90	-7.46	16.44	40.00	-23.56	0	100	peak
5	383.9318	21.38	-2.65	18.73	47.00	-28.27	0	100	peak
6	618.5369	18.25	4.45	22.70	47.00	-24.30	0	100	peak

4. Electrostatic Discharges (ESD)

4.1 Test Procedure

Test is conducting under the description of IEC61000-4-2.

Test Performance

Performance Criterion: B

Environmental Conditions

Temperature:	26 °C
Relative Humidity:	55%
ATM Pressure:	1011 mbar

4.2 Electrostatic Discharge Immunity Test Data

Table 1: Electrostatic Discharge Immunity (Air Discharge)

EN 61000-4-2	Test Levels (kV)									
Test Points	-2	+2	-4	+4	-6	+6	-8	+8	-15	+15
surface	A	A	A	A	A	A	A	A		

Table 2: Electrostatic Discharge Immunity (Direct Contact)

EN 61000-4-2	Test Levels (kV)									
Test Points	-2	+2	-4	+4	-6	+6	-8	+8	-15	+15
/	/	/	/	/						

Table 3: Electrostatic Discharge Immunity (Indirect Contact HCP)

EN 61000-4-2 Test Points	Test Levels (kV)									
	-2	+2	-4	+4	-6	+6	-8	+8	-15	+15
Front Side	A	A	A	A						
Top Side	A	A	A	A						
Back Side	A	A	A	A						
Left Side	A	A	A	A						
Right Side	A	A	A	A						

Table 4: Electrostatic Discharge Immunity (Indirect Contact VCP)

EN 61000-4-2 Test Points	Test Levels (kV)									
	-2	+2	-4	+4	-6	+6	-8	+8	-15	+15
Front Side	A	A	A	A						
Top Side	A	A	A	A						
Back Side	A	A	A	A						
Left Side	A	A	A	A						
Right Side	A	A	A	A						

Test Result: Pass

5. Continuous Radiated Disturbances (R/S)

5.1 Test Procedure

Test is conducting under the description of IEC61000-4-3.

Test Performance

Performance Criterion: A

Environmental Conditions

Temperature:	25 °C
Relative Humidity:	52%
ATM Pressure:	1010 mbar

5.2 Continuous Radiated Disturbances Test Data

Frequency step: 1% of fundamental

Dwell time: 1 second




Modulation: AM by 1kHz sine wave with 80% modulation depth

Frequency Range(MHz)	Field (V/m)	Front		Rear		Left Side		Right Side	
		VERT	HORI	VERT	HORI	VERT	HORI	VERT	HORI
80-1000	3	A	A	A	A	A	A	A	A

Test Result: Pass

EXHIBIT 1 - PRODUCT LABELING

Proposed CE Label Format

<p>Lithium-ion polymer battery Model: HCP902248NFC Brand: HC Importer Name: XXX Importer Address: XXX Shenzhen Honcell Energy Co., Ltd. 612b, Bldg. A, Weidonglong Industrial Zone, Meilong Ave. 194#, Longhua New District, Shenzhen, 518109, China</p>	  
---	--

Specifications: Text is Black in color and is justified. Labels are printed in indelible ink on permanent adhesive backing or silk-screened onto the EUT or shall be affixed at a conspicuous location on the EUT. The 'CE' marking must be affixed to the EUT or to its data plate. Where this is not possible or not warranted on account of the nature of the apparatus, it must be affixed to the packaging, if any, and to the accompanying documents. The 'CE' marking is allowed less than 5 mm but must clear. If the 'CE' marking is reduced or enlarged the proportions given in the above graduated drawing must be respected. The Importer name, address and Manufacturer name and address should indicate on marking label or packaging or in a document accompanying

Proposed Label Location on EUT

CE Label Location





EXHIBIT 2 - EUT PHOTOGRAPHS

EUT View 1



EUT View 2





EXHIBIT 3 - TEST SETUP PHOTOGRAPHS

Radiation Emission Test View



IEC61000-4-2 Test View



IEC61000-4-3 Test View

******* END OF REPORT *******